

Weighing & Inspection

PART OF BAUCOTECH HOLDING
BAUCOTECH



Thermo Scientific Ramsey Mercury-Free Tilt Sensors





Features and benefits

- Rugged, abrasion-resistant tilt probes
- Simple installation
- All probes include mounting hardware
- Solid-state control unit with printed circuit boards
- Control unit is available in the following options:
 - Field mount NEMA 4
 - Field mount NEMA 4X
 - DIN mount NEMA 1
- User adjustable time delay to prevent false alarms
- LED status lights — no bulbs to change
- cCSAus and ATEX approved versions suitable for hazardous area applications

MERCURY-FREE TILT SENSORS

Thermo Scientific Ramsey Mercury-Free Tilt Sensors

Now available in a non-mercury version, these sensors provide you with the stability, sensitivity and performance you have come to expect from the traditional mercury-based Thermo Scientific Ramsey Tilt Switches.

The Thermo Scientific Ramsey Mercury-Free Tilt Sensor uses advanced technology inside the tilt probe to replicate the same performance found in traditional mercury-based Thermo Scientific Ramsey Tilt Switches. A combination of opto-electronics and solid state circuitry inside the probe prevents jitter and provides stability not found in the typical non-mercury options. The precision manufacturing of the tilt probe provides sensing of a 15 degree inclination in a full

360 degrees of direction. Multiple models of the tilt probe are available for applications with a wide variety of materials and environmental conditions (see inside for a description of the available options). All probes have fully encapsulated electronics and come with the necessary mounting hardware.

The field-mount control unit includes the traditional green "Normal" and red "Alarm" indicators with LED illuminators (a DIN mount control is also available). The DPDT relay contacts give you two normally open and two normally closed connections for your external alarms and/or controls. An internal jumper allows you to select whether "Normal" is a horizontal or a tilted position. An adjustable time delay inside the control prevents a momentary tilting of the probe from causing a false or premature contact transfer. Interruption of line power will cause a contact transfer.

Ramsey Mercury-Free Tilt Sensor Controls

The sensor consists of a control unit and a tilt probe. Due to the nature of the stabilizing electronics, tilt probes cannot be used without a controller.



Field Mount Control
(SST IP65/NEMA 4X)
20-35-NM-F-4X
21-35-NM-F-CSA-4X



Field Mount Control
(SST IP65/NEMA 4X)
20-35-NM-F-4X
21-35-NM-F-CSA-4X



DIN Mount Control (IP20/NEMA 1)
20-35-NM-DIN

Ramsey Mercury-Free Tilt Sensor Probes



Standard 1 in. Nickel Plated
Cast Ductile Iron Probe
20-59-NM
21-59-NM



1 in. Light Weight
Plastic Probe
20-55-NM-P

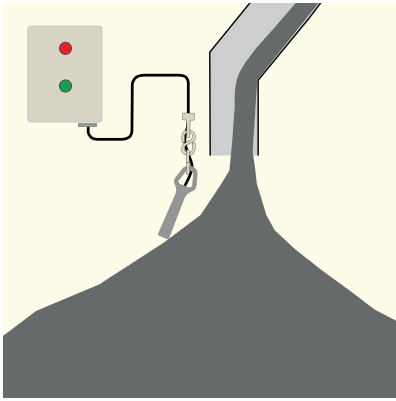


1 in. Stainless Steel Probe
20-54-NM-SS
21-54-NM-SS




2 in. Heavy Weight Probe
20-52-NM
21-52-NM

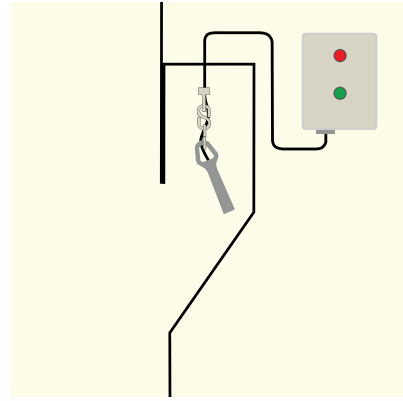
Typical Industry Applications




High Level



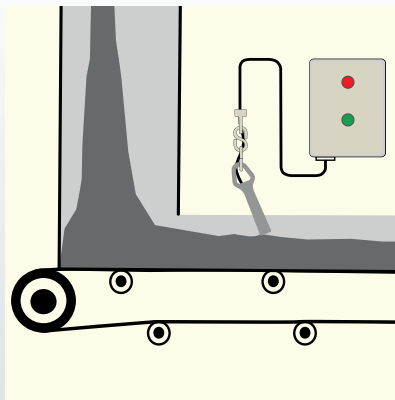
High Pile



Low Level

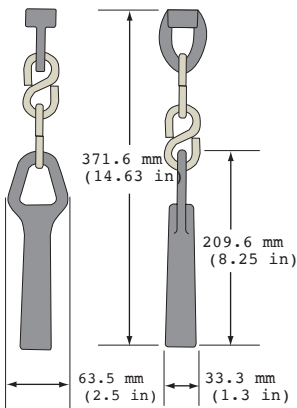


Plugged Chute

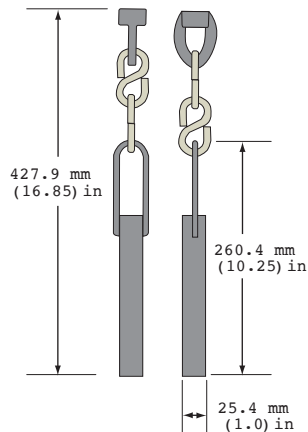


Material Flow

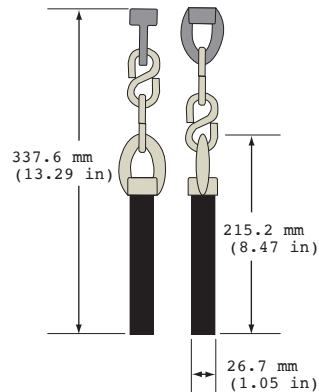
Tilt Sensor Probe Models



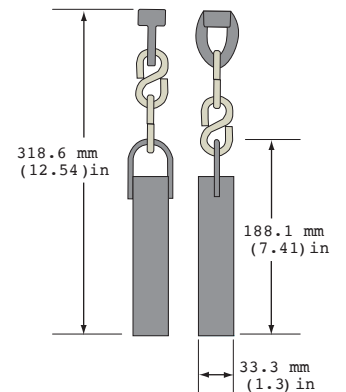
20-59-NM



20-54-NM-SS



20-55-NM-P



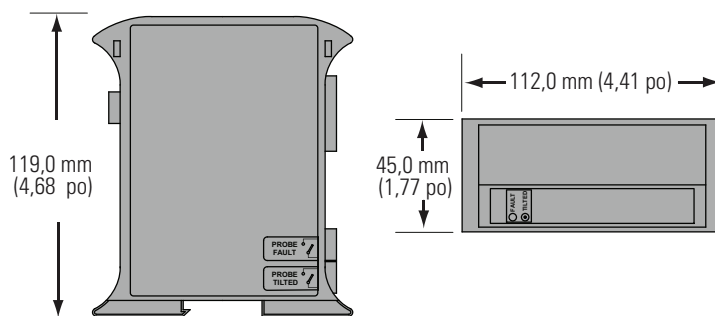
20-52-NM

Specifications

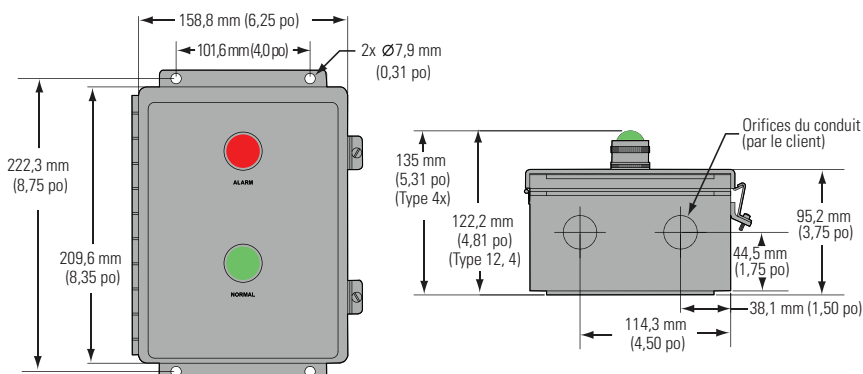
Tilt Sensor Probes		
Temperature Rating	All models	-40°C (-40°F) to +50°C (+122°F)
Protection	All models	IP67 (NEMA 4x)
Mounting Hardware	All models	Hanger and two S-hooks included
Certifications	All models	cCSAus, CE
Hazardous Area Certifications	21-59-N M / 21-54-NM / 21-52-NM	ATEX Zone 20/21 and cCSAus Class I, Div 1 & 2, Groups A, B, C & D and Class II, Div 1 & 2, Group E, F & G, CE

Controllers		
Input Power	All models	115/230 VCA, 50/60 Hz
Alarm Contact Rating	20-35-NM-DIN All other models	(1) NO—2 Amp @ 115/230 VAC, 3 Amp @ 24 VDC (2) SPDT—10 Amp @ 115/230 VAC, 7 Amp @ 30 VDC non-inductive
Fault Contact Rating	All models	(1) NO—rated for 2 Amp @ 115/230 VAC @ 24 VDC
Time Delay	All models	1, 2, 4, or 6 seconds selectable by jumpers
Temperature Rating	All models	-40°C (-40°F) to +50°C (+122°F)
Protection	20-35-NM-DIN All other models	IP20 (NEMA 1) IP65 (NEMA 4 or NEMA 4X)
Certifications	All 20-35 models	cCSAus, CE
Hazardous Area Certifications	21-35-NM-F-CSA / 21-35-NM-F-CSA-4X 21-35-NM-F-ATEX	cCSAus Class I, Div 2, Groups A, B, C & D and Class II, Div 1 & 2 Group E, F & G, CE ATEX Zone 22, CE

DIN Mount Control Dimensions



Field Mount Control Dimensions



OUR SOLUTIONS



Product inspection

- A** Checkweighers
- B** Metal detection
- C** X-ray inspection
- D** Testers for metal detection/
X-ray inspection




Dynamic weighing

- A** Belt weighing
- B** Volume measurement - belt weighing
- C** Impact flow measurement
- D** Screw weighing



Static weighing

- A** Load cells
- B** Weighing platforms



On-board weighing



Dosing


- A** Batch weighing
- B** Loss in Weight



Level switches, flow detection and flow measurement



Moisture measurement



Conveyor safety switches



Weighing & Inspection

Head Office: Brielstraat 112 - 9990 Maldegem - Belgium - T. +32 50 71 09 20 - F. +32 50 38 25 75 - info@weighingandinspection.eu
 Chaussée de Wavre 362 - 1390 Grez-Doiceau - Belgium - T. +32 10 84 83 90 - F. +32 10 84 83 99
 Netherlands Office: Nikkelstraat 45 - 4823 AE Breda - Netherlands - T. +31 850 441 822